



"More sail - more speed"— the spinnaker provides the thrill of racing with an ease of handling. Spinnaker area 130 sq. ft.

**SPECIFICATIONS:**

LOL .....15'0"  
 LWL .....14'0"  
 Beam ..... 5'6"

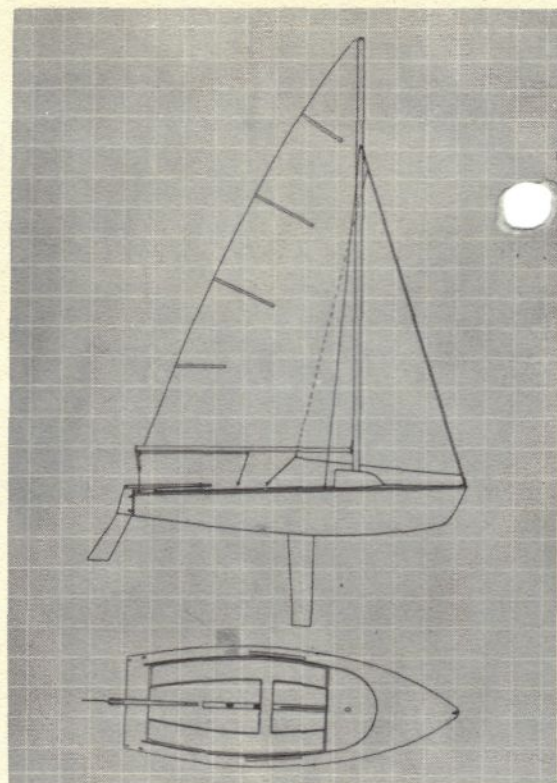
**DRAFT:**

C.B. up .....7½"  
 C.B. down .....4'9"  
 C.B. weight .....38 lbs.  
 Cuddy height .....2'9"  
                                           inside

**WEIGHT:**


Hull .....225 lbs.  
 All up .....450 lbs.  
 Custom trailerized

*Designed by*  
**FRED S. FORD, JR.**



**Sail area:**

Main and Jib .....120.4 sq. ft.  
 Main and Genoa .....138.7 sq. ft.



A look inside reveals convenient sitting arrangement, good sized cuddy—2'9" height inside, ample free board.



Dacron sails and running rigging, aluminum 23' spar with roller reefing assures "blister free" canvas handling, a real asset to every sailor.




The double reinforced transom provides solid support for the rudder and outboard bracket. Note boom clearance and roominess inside.

**SHE IS A HONEY!**

and we are not a bit bashful to state this. Designed and built with loving care and affection, meticulous in every detail — yet priced to please an average boat enthusiast. The moulded fibreglas hull is engineered for years of trouble-free service, moulded-in color and Styro-foam floatation that extends clear to the bow on both sides, practically unsinkable. Built-in steel conduit reinforcement for seat supports, moulded-in ½" plywood reinforcements at the stress points, anodized aluminum and vinyl gunwale guards, aluminum "tear-drop" section water-tight spar and boom, with roller reefing, internal halyard, aluminum rudder and centerboard, mahogany tiller and coaming, Dacron sails and running rigging.

No details were overlooked to make it a real pleasure to own and to handle.



Graceful lines of a thoroughbred, a symphony in plastic with flawless "piano-like" finish by hand lay-up experts. Diana Emerald Green deck and seats on a snow-white hull of heavy duty glass.